



OUTDOOR PUMP HOSE

REPLACEMENT INSTALLATION GUIDE

DISCOVER MORE

For more Saris
Infrastructure products,
scan the QR code or visit
[sarisinfrastructure.com](https://www.sarisinfrastructure.com)



Tell Us What You Think!



**[Sarisinfrastructure.com/product/
outdoor-public-bike-pump-with-gauge](https://www.sarisinfrastructure.com/product/outdoor-public-bike-pump-with-gauge)**

Submit Your Installation Photos!

Nothing makes us happier than seeing our infrastructure products out in the wild!

Submit your photos at the link below.

www.sarisinfrastructure.com/contact/submit-photos



Thanks for purchasing a Saris Infrastructure Outdoor Pump!

Congratulations on choosing a world-class outdoor bike pump!

Designed to withstand extreme weather conditions, the Saris Infrastructure Outdoor Public Bike Pump ensures durability so that all components are ready for action when needed by the users. With outdoor-rated stainless steel construction and a cut-resistant steel braided air hose, this pump is designed to last.

Please read and understand the following instructions before beginning your installation.

Everyone here at Saris wants you to be happy with this product.

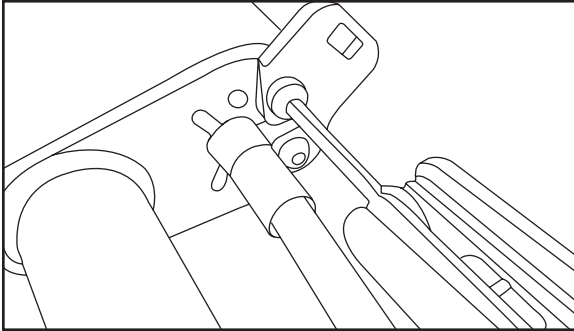
Please contact us at sales@sarisinfrastructure.com or 800-783-7257 should you need anything.

Tools Required

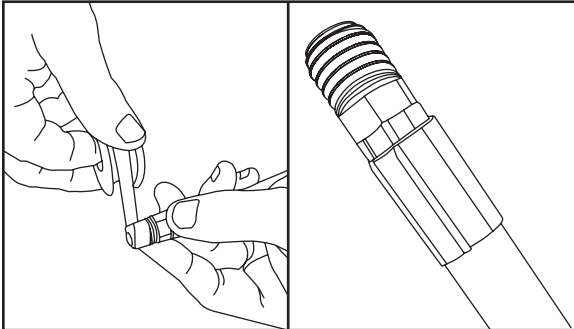
- PTFE Tape (1/4 to 1/2 inch wide)
- 9/16" open end wrench
- 5mm Hex key (for pumps equipped with a hose clip)

Installation Instructions

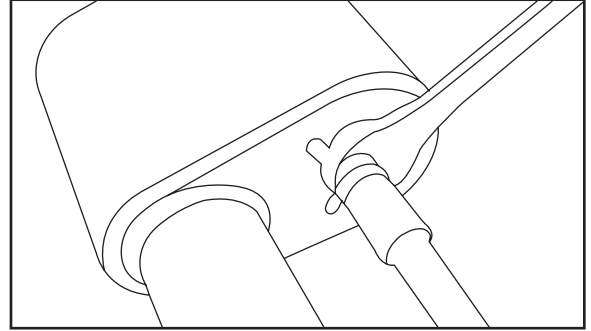
1. If a hose clip is installed, remove with 5mm hex key.



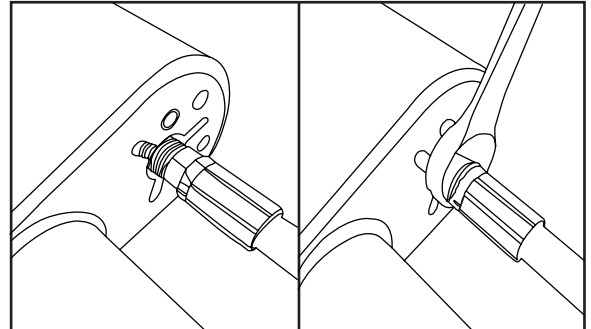
3. Wrap threads of new hose with PTFE tape 2 to 3 full turns.



2. Move the old hose using 9/16" wrench.



4. Install new hose into pump. Since the threads are tapered pipe fittings, you can thread in by hand until hand-tight. Then, using the 9/16" wrench, tighten an additional 2-3 full turns. If equipped, reinstall hose clip.



WARRANTY

WARNING: Manufacturer and seller expressly disclaim any and all liability for personal injury, property damage or loss, whether direct, indirect, or incidental, resulting from the incorrect attachment or inappropriate placement, improper use, inadequate maintenance, or neglect of this product. Placement of this product is beyond control of the manufacturer. It is the end users reasonability to place this product so as to avoid potential pedestrian or playground accidents.

WARRANTY: We warrant this product to the first consumer to be free from defect in material and workmanship for a period of one year from date of purchase. Please retain your sales slip for your records. Any product or part thereof found to be defective within that period will be replaced without charge provided that: (1) the product was not misused; (2) no alterations or modifications were made; (3) its failure resulted from a defect in material or workmanship and not from normal wear expected in the use of the product; (4) the product or part is delivered, freight prepaid, to Saris Products. Manufacturer's only obligation shall be to replace such products or parts proved to be defective.

Saris Infrastructure 5253 Verona Road Madison, WI 53711 (800)783-7257 www.sarisinfrastructure.com